



BPU Program Updates: Progress to Goals (PTG) Report as of November – FY24

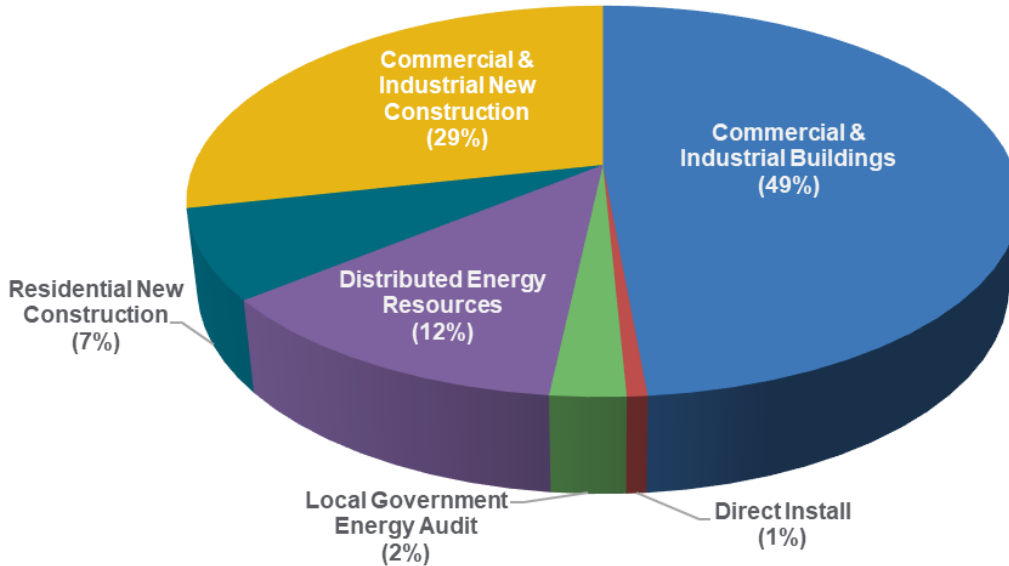


Note: The results presented here are preliminary and are subject to change.

Budget Break-down by Program

FY24 TRC Managed Programs

Incentive Budget: \$148,502,129



Energy Efficiency Programs FY24

NJCEP/TRC Managed

Closed

- Residential Products & HVAC
- Residential Existing Homes
- Direct Install

Closing Out

- C&I Buildings (existing buildings)
- SmartStart Retrofit
- Pay for Performance Existing Buildings
- School & Small Business Stimulus Program (federally funded)

NJCEP/TRC Managed

Open

- New Construction
Was: Residential New Construction, SmartStart New Construction, Pay for Performance New Construction, Customer Tailored Energy Efficiency Pilot New Construction
- Large Energy Users
- Local Government Energy Audit
- Distributed Energy Resources

BPU/Utility Managed

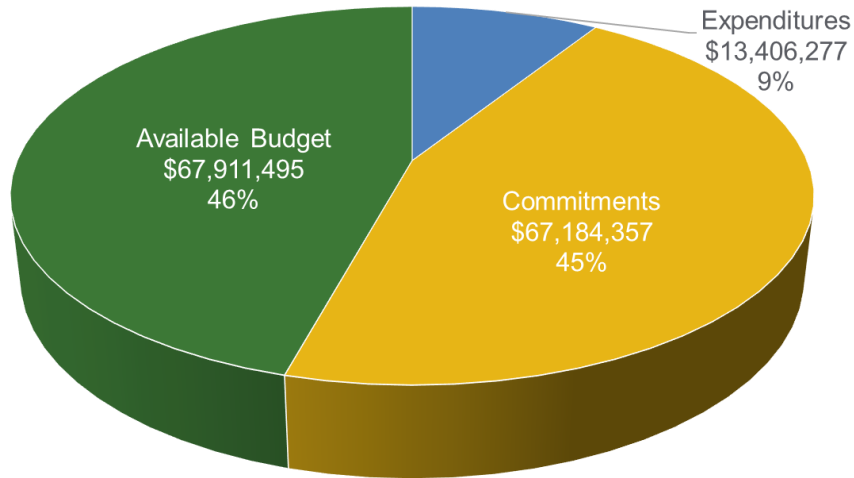
Comfort Partners



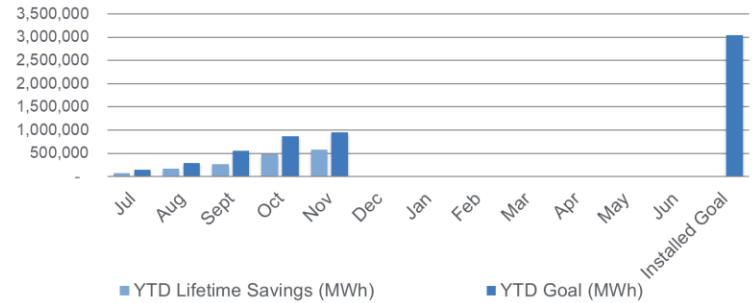
Progress Towards Goals – TRC Managed Programs

FY24 TRC Managed Programs

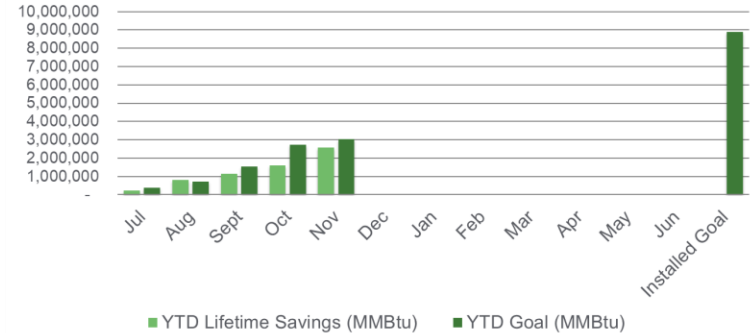
Incentive Budget: \$148,502,129



FY24 Overall Progress Towards TRC Managed Program Goals
YTD Lifetime Electric Savings (MWh)

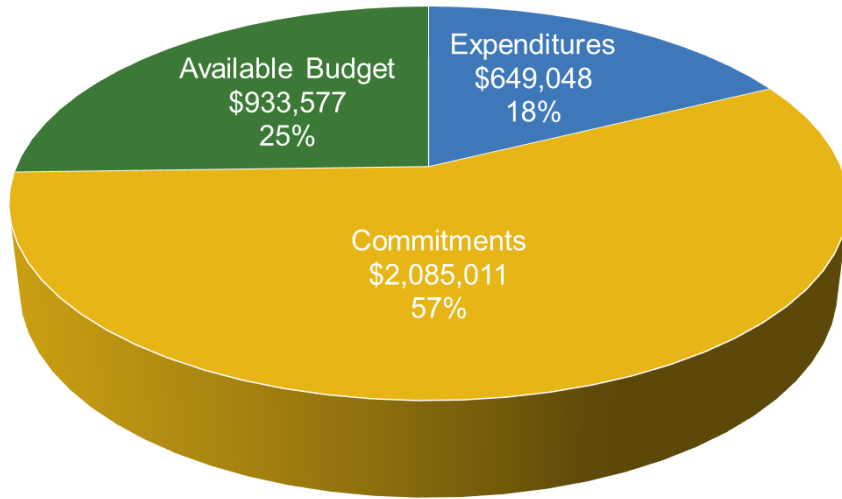


FY24 Overall Progress Towards TRC Managed Program Goals
YTD Lifetime Gas Savings (MMBtu)



Local Government Energy Audit (LGEA)

FY24 Incentive Budget: \$3,667,636



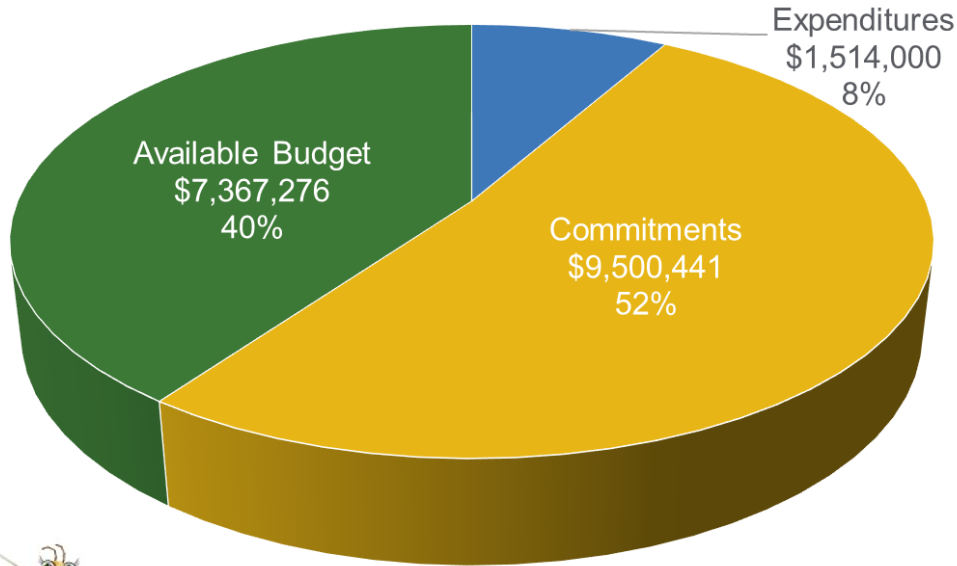
Program Highlights

- Received: 1 applications this month 157 YTD
- Approved: 0 applications this month 245 YTD
- Audited approximately 867,987 square feet
- Held 4 Exit Meeting for 80 sites (including additional scopes)
- Delivered Final Audit reports on 5 sites (3 entities)

Distributed Energy Resources

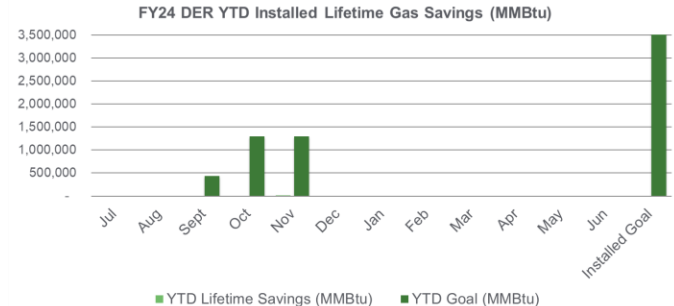
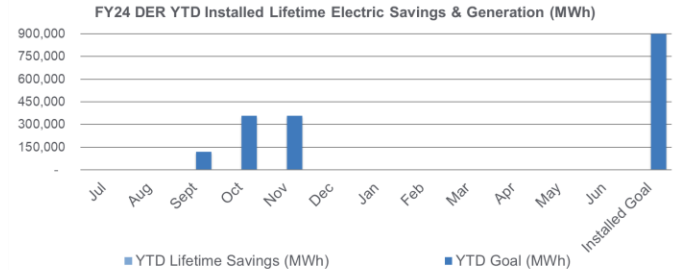
CHP and Fuel Cells

FY24 Incentive Budget: \$18,381,717



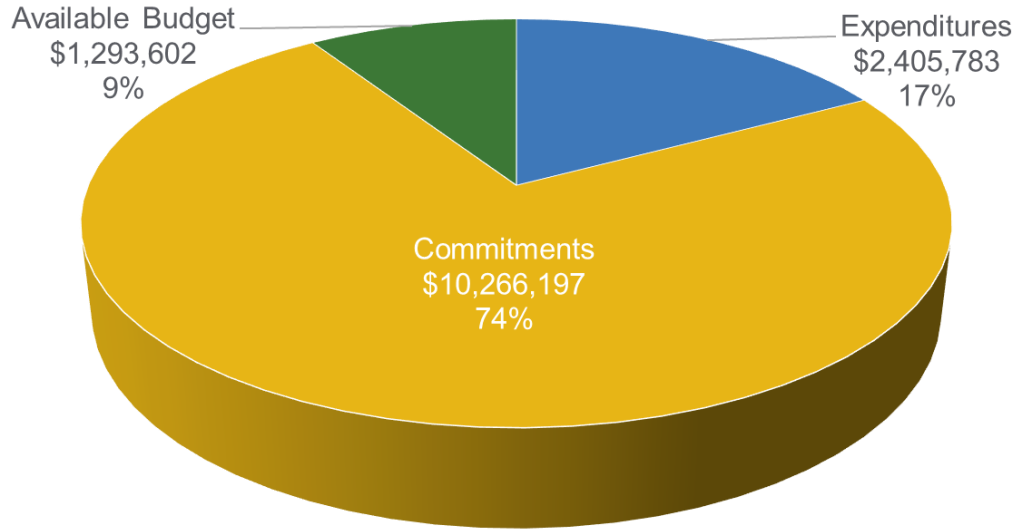
Program Highlights

- Received: 0 applications this month 0 YTD
- Approved: 0 applications this month 5 YTD
- Completed: 0 installations this month 0 YTD



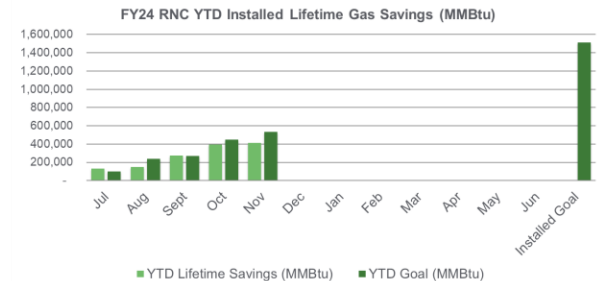
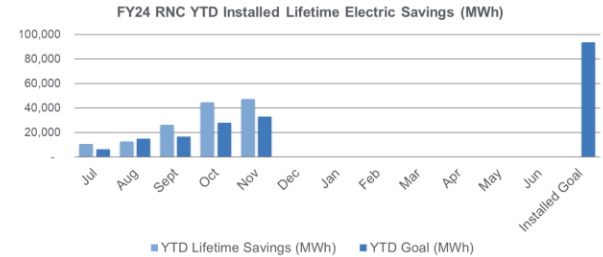
New Construction Programs

Residential New Construction FY24 Incentive Budget: \$14,965,582



Program Highlights

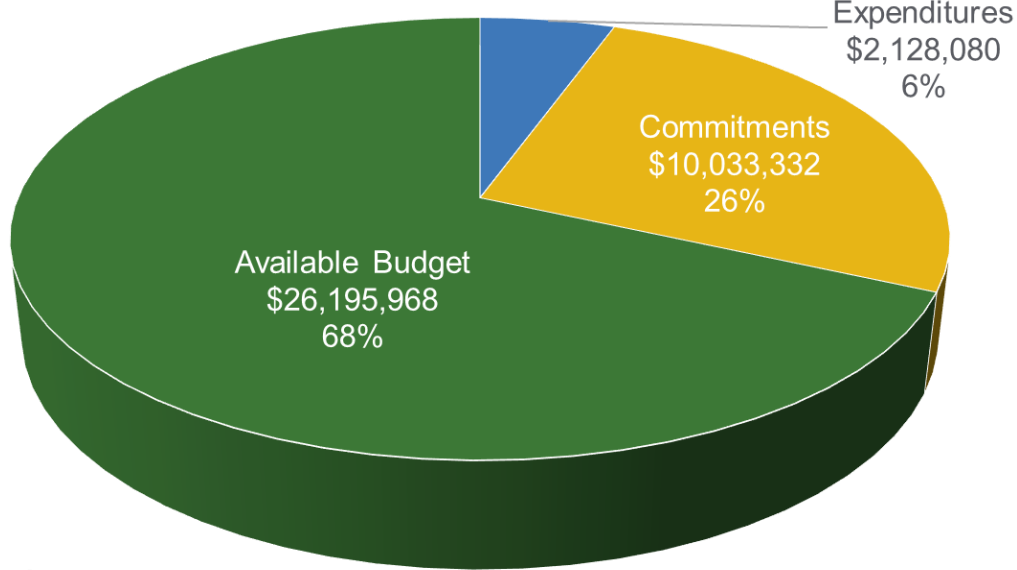
- Site Registrations Received/Enrolled: 350
- Site Registrations Approved: 345
- Incentive Applications Received: 35
- Incentive Applications Approved: 104
- Projects Cancelled: 2



New Construction Programs (cont.)

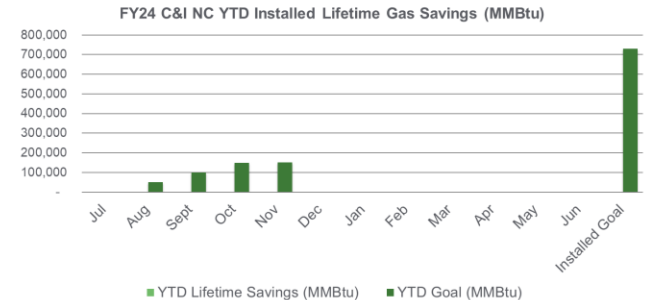
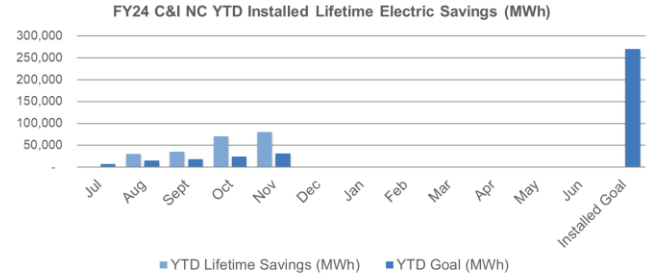
C&I New Construction: P4P NC & C&I NC

FY24 Incentive Budget: \$38,357,380



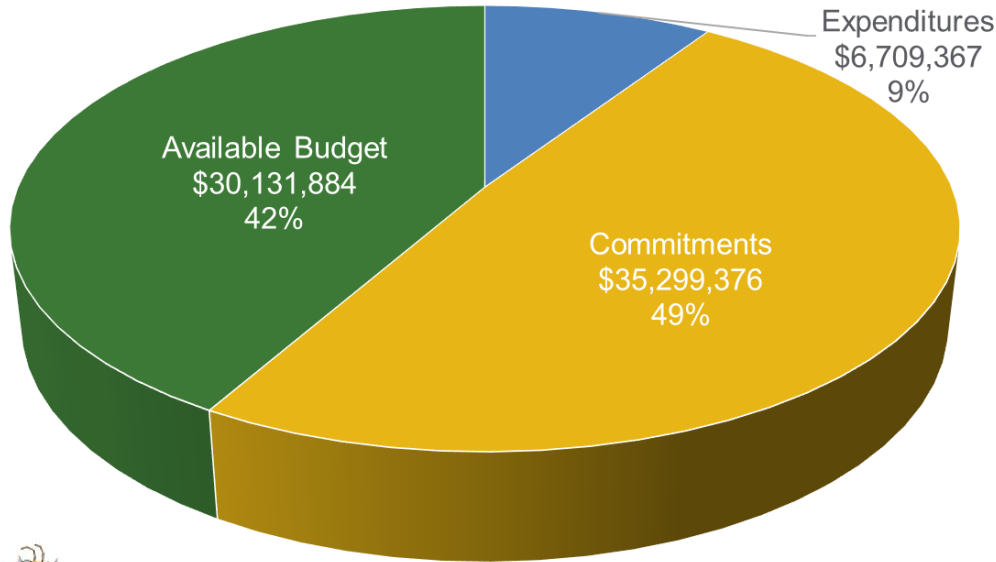
Program Highlights

- Received: 11 enrollments this month 40 YTD
- Approved: 9 projects this month 39 YTD
- Paid: 5 applications this month 25 YTD

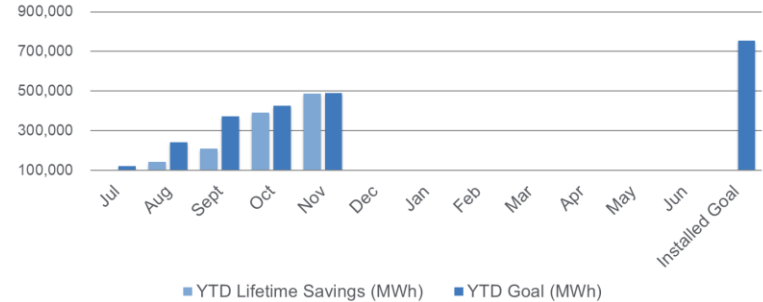


Commercial & Industrial Buildings Programs

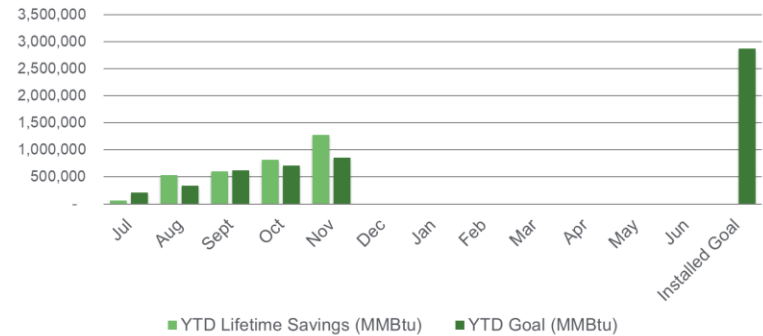
C&I Buildings: Retrofit, CTEEP, P4PEB, LEUP FY24 Incentive Budget: \$72,140,627



FY24 C&I Buildings YTD Installed Lifetime Electric Savings (MWh)



FY24 C&I Buildings YTD Installed Lifetime Gas Savings (MMBtu)



C&I Buildings – Program Highlights

Large Energy User Program

- Paid: 1 applications this month 5 YTD

Retrofit *(Close-Out Program: transitioning to Utilities)*

- Paid: 1 applications this month 7 YTD

Pay for Performance Existing Buildings *(Close-Out Program: transitioning to Utilities)*

- Approved: 0 Energy Reduction Plans 10 YTD
- Completed: 0 projects this month 10 YTD

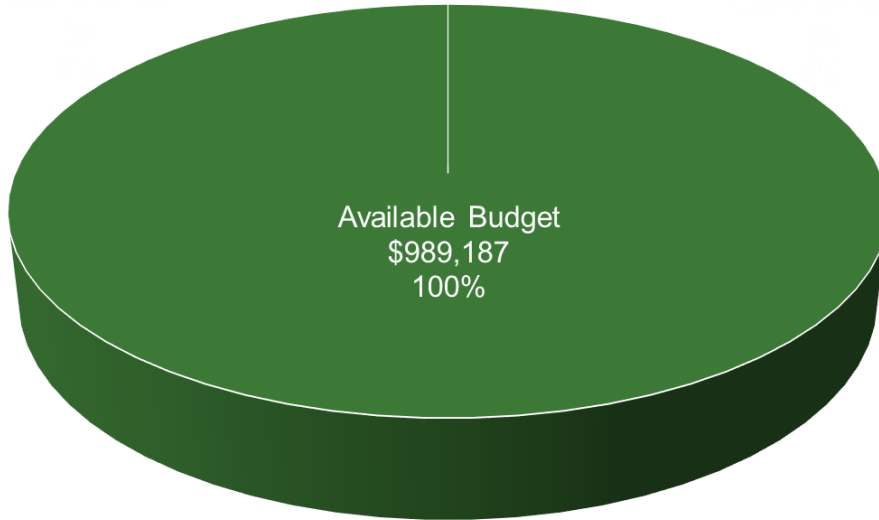
Customer Tailored Energy Efficiency Pilot *(Close-Out Program: transitioning to Utilities)*

- Paid: 0 applications this month 11 YTD
- Held: 0 scoping session meetings with customers this month 0 YTD



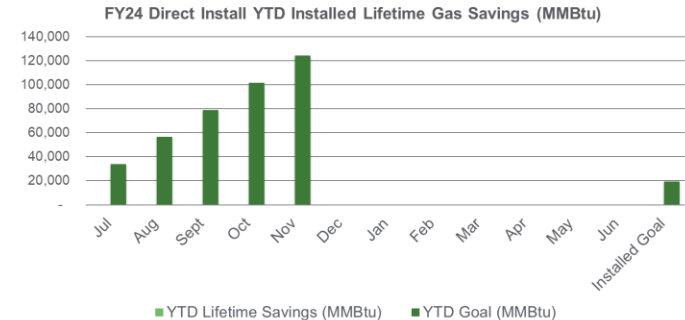
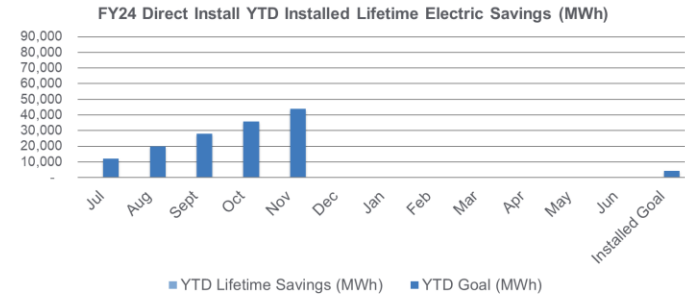
Direct Install *(Close-out Program: transitioning to Utilities)*

FY24 Incentive Budget: \$989,187



Program Highlights

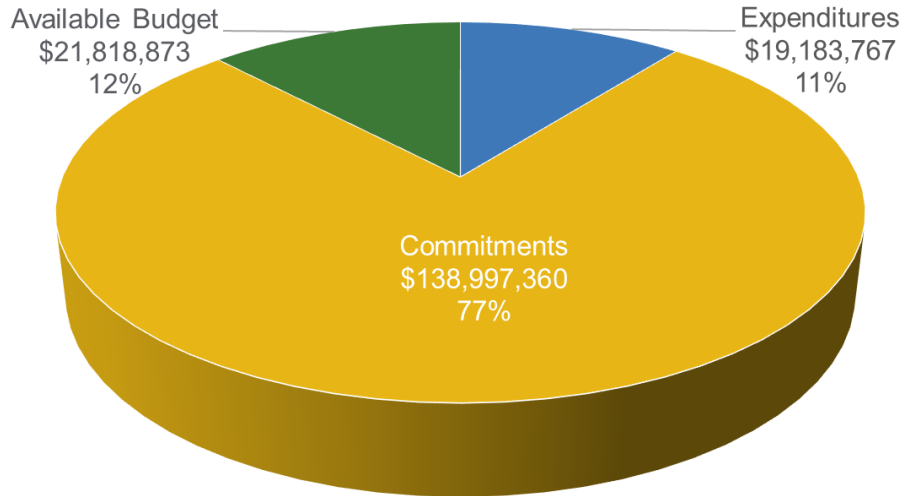
- **Paid:** 0 applications this month 0 YTD



School & Small Business Stimulus Program

(Close-out Program: Closed)

FY24 Incentive Budget: \$180,000,000



Program Highlights

- Completed: 16 installations this month 54 YTD

Notes:

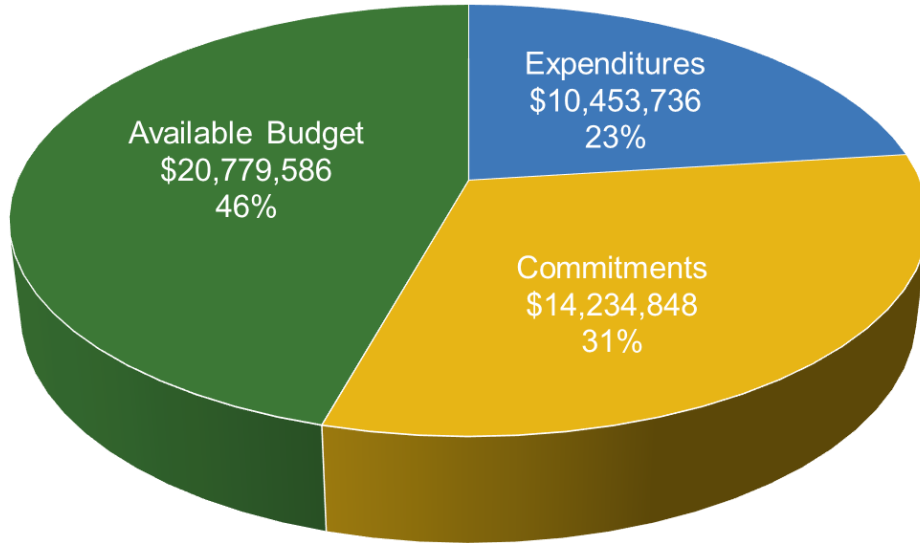
This program is a multi-year continuing grant and not based on a fiscal year.

This program is closed to new applications as of March 27, 2023.

Comfort Partners

BPU/Utility Managed

FY24 Incentive Budget: \$45,468,171



Program Highlights

- Completed: 668 projects this month 1,934 YTD

